



## **ECVP/ESVP Summer School in Veterinary Pathology**

**EUROPEAN COLLEGE OF VETERINARY PATHOLOGISTS  
EUROPEAN SOCIETY OF VETERINARY PATHOLOGY**

**The Education Committee of the ECVP/ESVP**

**Résumé**

**16th Summer School 2018, Valencia, Spain**

**July 16<sup>th</sup>-27<sup>th</sup>, 2018**

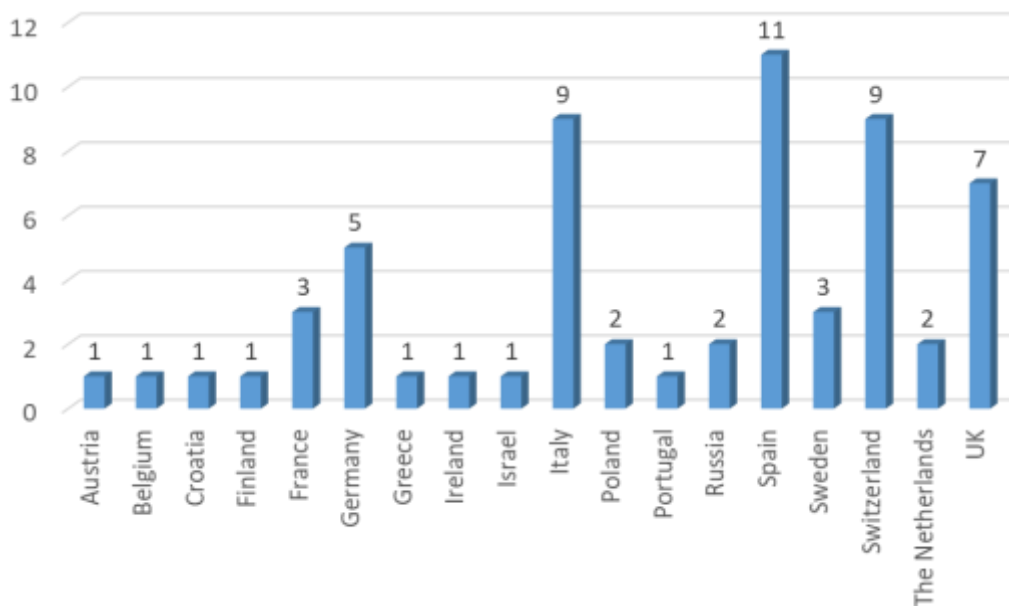
The 16<sup>th</sup> ECVP/ESVP Summer School took place in Alfara del Patriarca, a small town located 10 km far away from Valencia, where the Faculty of Veterinary Medicine (University CEU Cardenal Herrera) is situated. The Faculty of Veterinary Medicine of University CEU Cardenal Herrera has been training professionals in the field of Veterinary for more than 20 years and has recently obtained the Full Accreditation by the European Association of Establishments for Veterinary Education.

### **FACILITIES**

The event took place from July 16<sup>th</sup> to July 27<sup>th</sup>. The local organizers were Juan Manuel Corpa Arenas, Joaquín Ortega Porcel, Agustín Barragán, Jorge Rosell, and Estefanía Montero. The organization was perfect and efficient. This Summer School was the fourth of a new cycle of four events with a continuous sequence of programme topics.

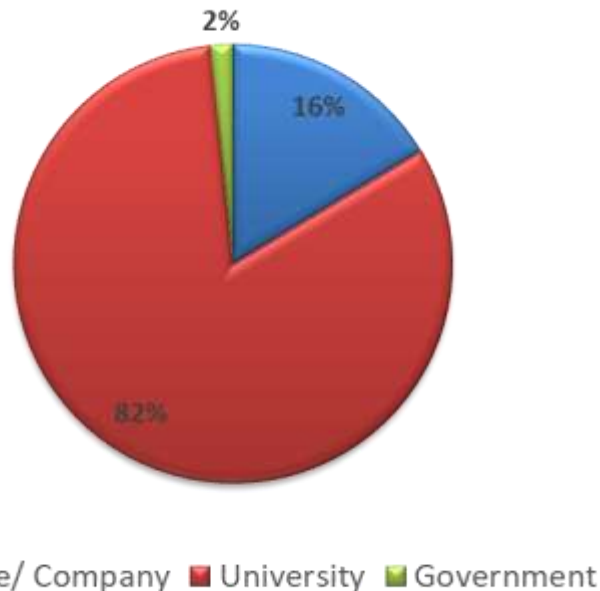


Altogether, we had 61 full participants, coming from 18 countries within the EU and abroad (Graph 1). The female to male ratio was 2.5:1.



**Graph 1:** Country of origin of participants of the ECV/ESVP Summer School 2018

The majority of the participants (82%) came from an academic/university background and the rest from private laboratories or industry (16.4%) or Government (1.6%) (Graph 2)



**Graph 2:** Origin of participants of the ECV/ESVP Summer School 2018

## ACCOMMODATION

Accommodation was arranged at the **Residencia Universitaria San Francisco Javier**, Av. de Blasco Ibáñez, 55, 46021 València, Spagna Berlin - in single rooms. Rates were 40€ per night, with breakfast, dinner and all taxes included.



## FEEDBACKS AND EVALUATION

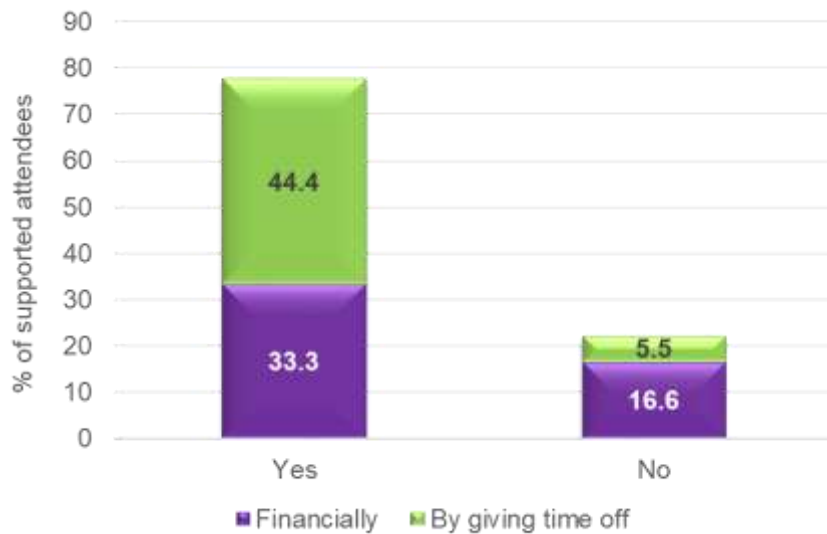
Evaluation form was filled in, partially or totally, by 10 attendees.

Four participants seek to sit the exam in 2019, 2 participants, in 2020 and 3 in 2021 (Graph 3).



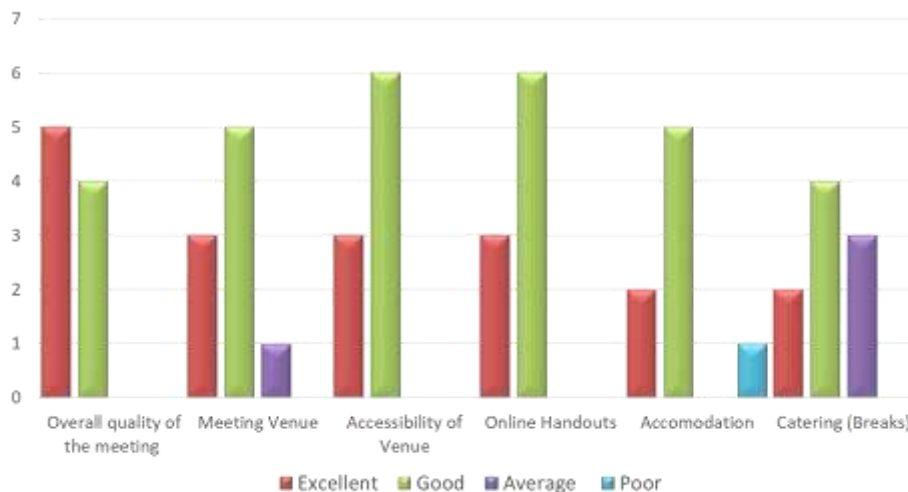
**Graph 3:** Year in which Summer School 2018 participants plan to sit the ECVF Exam

Participants got support by their employer either by financial support or by receiving time off to attend the summer school (Graph 4)



**Graph 4:** Support by department/employer in the Summer School 2018

The overall evaluation of the Summer School 2018 by participants showed that the event was considered as good to excellent. Individual comments of participants included the suggestion of having more glass slides, which simulate more the real exam conditions. However, scanned slides were very much appreciated both for ahead preparation and revision after lectures. The final suggestion is to carry on having both systems available during the Summer School since digital pathology is increasingly important nowadays but glass slides still play a big role and are the currently used system for the ECVF exam (Graph 5).



**Graph 5:** Overall evaluation of the Summer School

Participants were very happy with accommodation that was cheaper and convenient this time compared to previous years and including breakfast and dinner. The organized transportation was also appreciated as well as the social dinner before the free day.

## PROGRAMME

The programme of the ECVF/ESVP Summer School 2018 is provided in Table 1.

The summer school started with a 2-days session of the “Gastrointestinal Tract Pathology” (Francisco Uzal, from the California Animal Health and Food Safety Lab Pathology, Microbiology & Immunology, San Bernardino, California, United States) followed by a 2-days module on “Urinary Tract Pathology” (Monika Hilbe, from the Vetsuisse University of Zurich, Switzerland and Jaco van der Lugt from Vet Med Labor GmbH, Division of IDEXX Laboratories, Germany) and a 1-day module on “Reptile Pathology” (Udo Hetzel, from the Vetsuisse University of Zurich, Switzerland). Saturday was free and it was followed by the 1.5 days of Mock Exam (Andrea Gröne from the Netherlands, Luca Bacciarini and Anna Oevermann from Switzerland and Laura Peña from Spain). Monday on the afternoon and Tuesday in the morning of the second week were dedicated to “Fish Pathology” (Heike Schmidt-Posthaus, from the Vetsuisse University of Bern, Switzerland). Heike alternated with Mariano Domingo in the afternoon of Tuesday, who then take over for the whole day of Wednesday to teach “Marine mammals pathology) (Mariano Domingo, from the Universitat Autònoma de Barcelona, Barcelona, Spain). Thursday was dedicated to “Genetically-engineered mouse (GEM) pathology” (Glenn Cantor, Discovery Toxicology Bristol-Myers Squibb Co., Princeton, United States) and the final day of Friday was dedicated to the discussion of the mock exam. This year there were two evening session on ECVF exam information and Carriers in Tox Path, given by Monika Hilbe and Angele Breithaupt (ESTP), respectively.

Day	Topic	Lecturers
Sunday, 15.07.18	<b>- ARRIVAL OF PARTICIPANTS -</b>	
Monday, 16.07.18	<b>Gastrointestinal Tract</b>	Paco Uzal
Tuesday, 17.07.18	<b>Gastrointestinal Tract</b>	Paco Uzal
Wednesday, 18.07.18	<b>Urinary Tract</b>	Monika Hilbe, Jaco van der Lugt
Thursday, 19.07.18 <i>Evening Session</i>	<b>Urinary Tract</b> <i>ECVP Exam Information</i>	Monika Hilbe, Jaco van der Lugt <i>Monika Hilbe</i>
Friday, 20.07.18	<b>Reptile Pathology</b>	Udo Hetzel
<b>Saturday, 21.07.18</b>	<b>- FREE -</b>	
Sunday, 22.07.18	<b>Mock Examination</b>	Andrea Gröne et al.
Monday, 23.07.18 - morning -afternoon	<b>Mock Examination</b> <b>Fish Pathology</b>	Andrea Gröne et al. Heike Schmidt-Posthaus
Tuesday, 24.07.18 - morning - afternoon	<b>Fish Pathology</b> <b>Fish Pathology/Marine Mammals</b>	Heike Schmidt-Posthaus Heike Schmidt-Posthaus/Mariano Domingo
Wednesday, 25.07.18	<b>Marine mammals</b>	Mariano Domingo
Thursday, 26.07.18 <i>Evening Session</i>	<b>GEMS</b> <i>Career in Tox Path</i>	Glenn Cantor <i>Angele Breithaupt, ESTP</i>
Friday, 27.07.18	<b>Discussion Mock Examination</b>	Andrea Gröne et al.

**Table 1.** Programme of the Summer School 2018

As in previous years, Reading Lists were provided for the different modules and forwarded to the participants for their preparation. In addition, handouts were provided to participants in an online format in advance to the Summer School. For several modules, glass slide sets were made available by the Lecturers to the ECVP Office. These slides will be available to the participants, upon request, for their individual revision after the event. Slides are kept by the Education Committee and can be ordered by pathologists for their private study. In addition, a digital slide server has been established that provides cases as online training material.

## **ACKNOWLEDGEMENTS**

The Education Committee wishes to thank all those involved with the successful running of the ECVP/ESVP Summer School in Veterinary Pathology 2018.

We are particularly grateful to:

- the local organizers, Juan Manuel Corpa Arenas, Joaquín Ortega Porcel, Agustín Barragán, Jorge Rosell, and Estefanía Montero. This year was the first in Valencia and they managed to organize a successful event. They did a tremendous job and made everyone comfortable and at ease
- the Secretary of the ECVP Irini Thanou, for her support and invaluable contribution
- the lecturers who put enormous effort in the preparation of the event and gave excellent lectures
- and last, but not least, all the participants who were, as usual, a highly motivated and enthusiastic audience.

### **ECVP/ESVP Education Committee**

Chiara Brachelente (Chairperson of the Summer School)

Juan Manuel Corpa (local organiser)

Gail Leeming

Christiane Herden

Monika Hilbe

Nadine Stokar-Regenscheit

Annabelle Heier