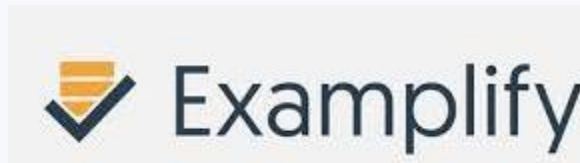




ExamSoft for the ECVP Exam Brief to candidates



ExamSoft timelines

Next milestone GenPath in 2022

	2021	2022	2023	2024	2025
Histo*				Digital	Digital
Gross				Digital	Digital
GenPath		Digital	Digital	Digital	Digital
VetPath			Digital	Digital	Digital
Comprehensive				Digital	Digital

* Only the description will be performed using digital system. Glass slides and standard microscope to be used. No virtual slide.

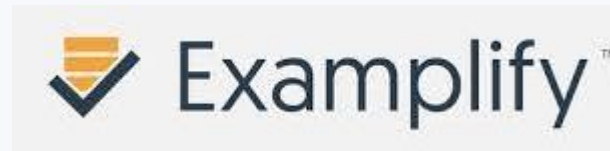
Exam time frame for each section is unchanged.

Exam format (question types) are unchanged for 2022.

Overview



- Used by candidates to:
 - Activate their accounts
 - Download Exemplify



Used by candidates to

- Download exam package
- Take the exam
- Upload completed exam



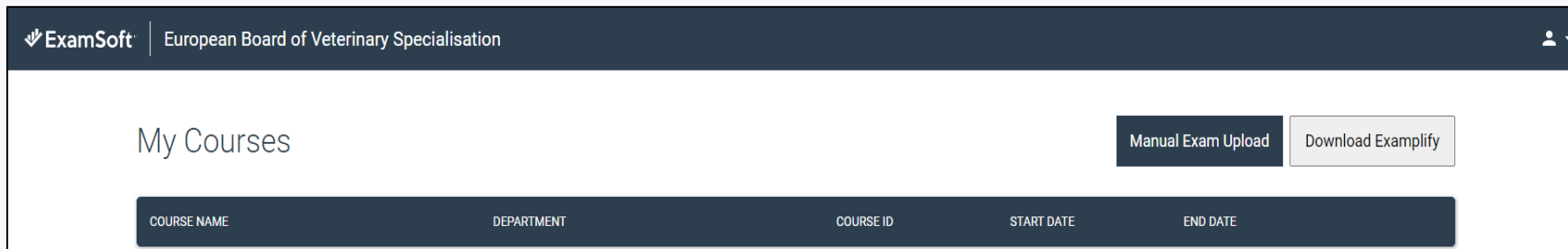
Steps to be set-up

1. Account activation (using ExamSoft)
2. Exemplify download
3. Test using a « mock » exam (using Exemplify)
 - Download exam
 - Take exam
 - Upload exam

ExamSoft – Activating your account

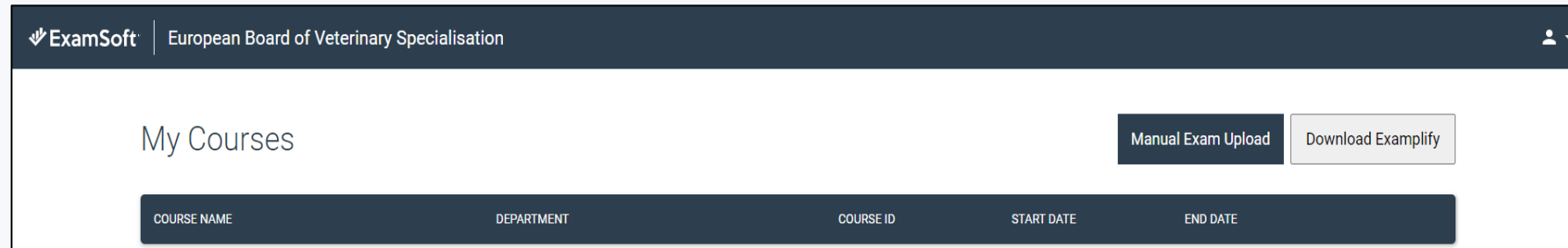
- Emails are collected at application time. Personal emails are safer since we experienced issues with institutional emails.
- Upon candidate addition into the system by an ECVP Admin, candidates receive an email from noreply@examsoft.com prompting them to activate their account, Subject: “Join European Board of Veterinary Specialisation's ExamSoft Account”. Check your spams.
- Students must sign up using the link and create a password.
- Candidates must store their ID/Password. Those will be required to log onto ExamSoft and Exemplify.


Student dashboard in Examsoft:



The screenshot shows the ExamSoft student dashboard. At the top, there is a dark blue header with the ExamSoft logo and the text "European Board of Veterinary Specialisation". Below the header, the main content area is white. On the left, it says "My Courses". On the right, there are two buttons: "Manual Exam Upload" (dark blue) and "Download Exemplify" (light grey). Below these buttons is a table with a dark blue header row containing the following columns: COURSE NAME, DEPARTMENT, COURSE ID, START DATE, and END DATE.

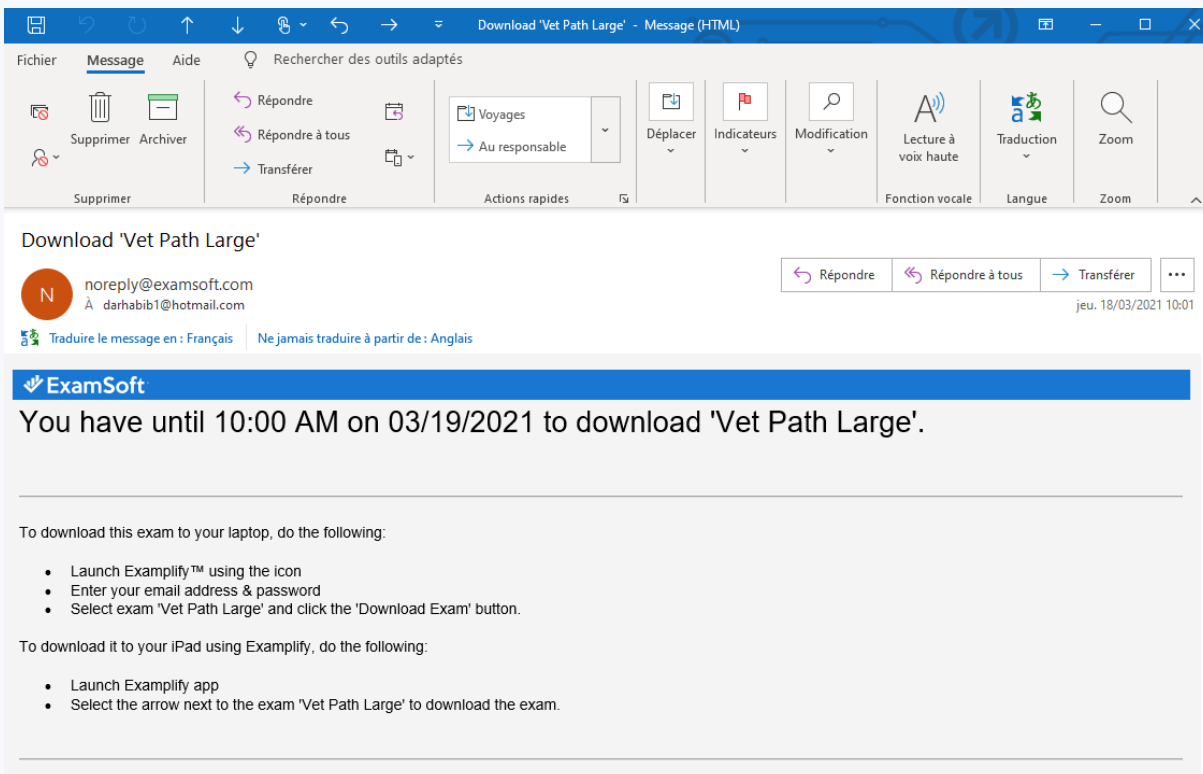
ExamSoft – Downloading Exemplify



- Click on Download Exemplify.
- It is highly recommended to download Exemplify onto the laptop that will be used for taking exam → Select Yes to the respective question.
- Then download.
- The shortcut on the Desktop appears as follows: 
- Activate your account using your ExamSoft credentials:
- Institution is EBVS
- Agree with license.
- Exemplify is ready to be used on your computer.

Exam Assignment

- Students receive an Email from noreply@examsoft.com, Subject: Download 'XXXXXXXXXXXXX' (Example Download 'Vet Path Large')
- In the Exemplify Dashboard, the system prompts the student to download the Exam.



Download 'Vet Path Large'

noreply@examsoft.com
À darhabib1@hotmail.com

Traduire le message en : Français | Ne jamais traduire à partir de : Anglais

ExamSoft

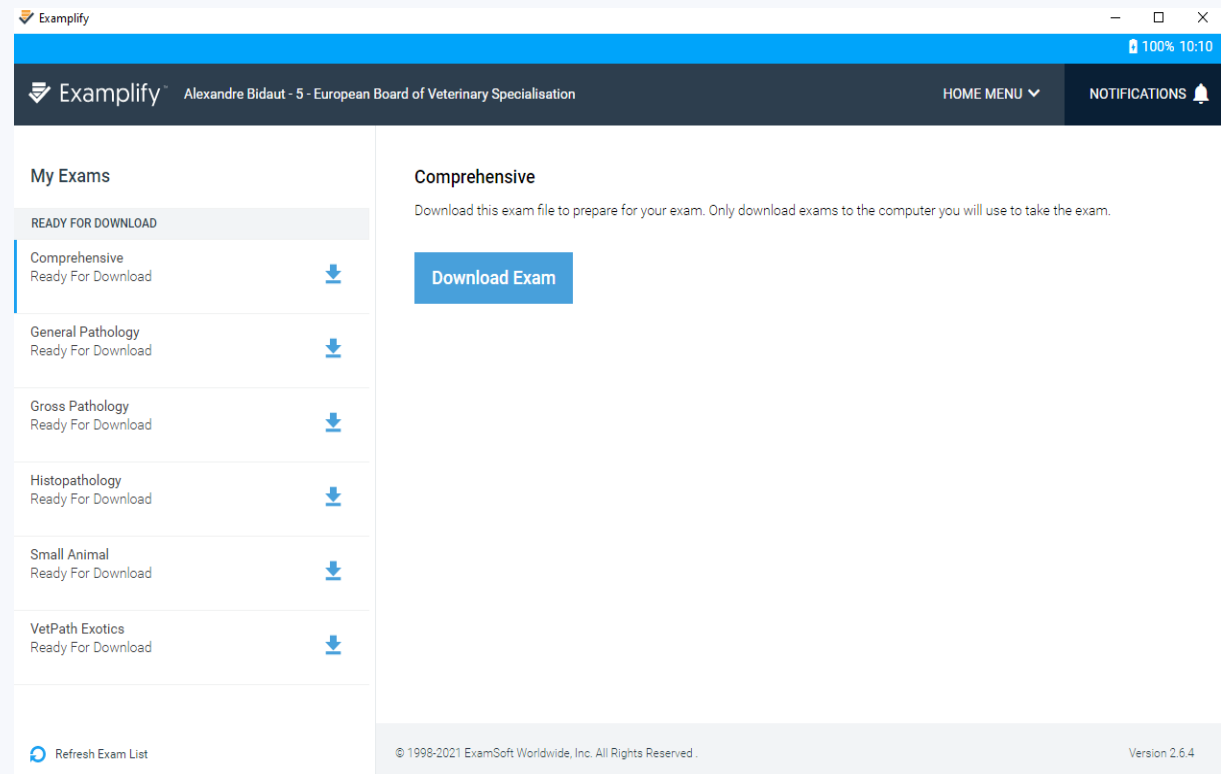
You have until 10:00 AM on 03/19/2021 to download 'Vet Path Large'.

To download this exam to your laptop, do the following:

- Launch Exemplify™ using the icon
- Enter your email address & password
- Select exam 'Vet Path Large' and click the 'Download Exam' button.

To download it to your iPad using Exemplify, do the following:

- Launch Exemplify app
- Select the arrow next to the exam 'Vet Path Large' to download the exam.



Exemplify Alexandre Bidaut - 5 - European Board of Veterinary Specialisation HOME MENU NOTIFICATIONS

My Exams

READY FOR DOWNLOAD

Comprehensive Ready For Download	↓
General Pathology Ready For Download	↓
Gross Pathology Ready For Download	↓
Histopathology Ready For Download	↓
Small Animal Ready For Download	↓
VetPath Exotics Ready For Download	↓

Refresh Exam List

Comprehensive

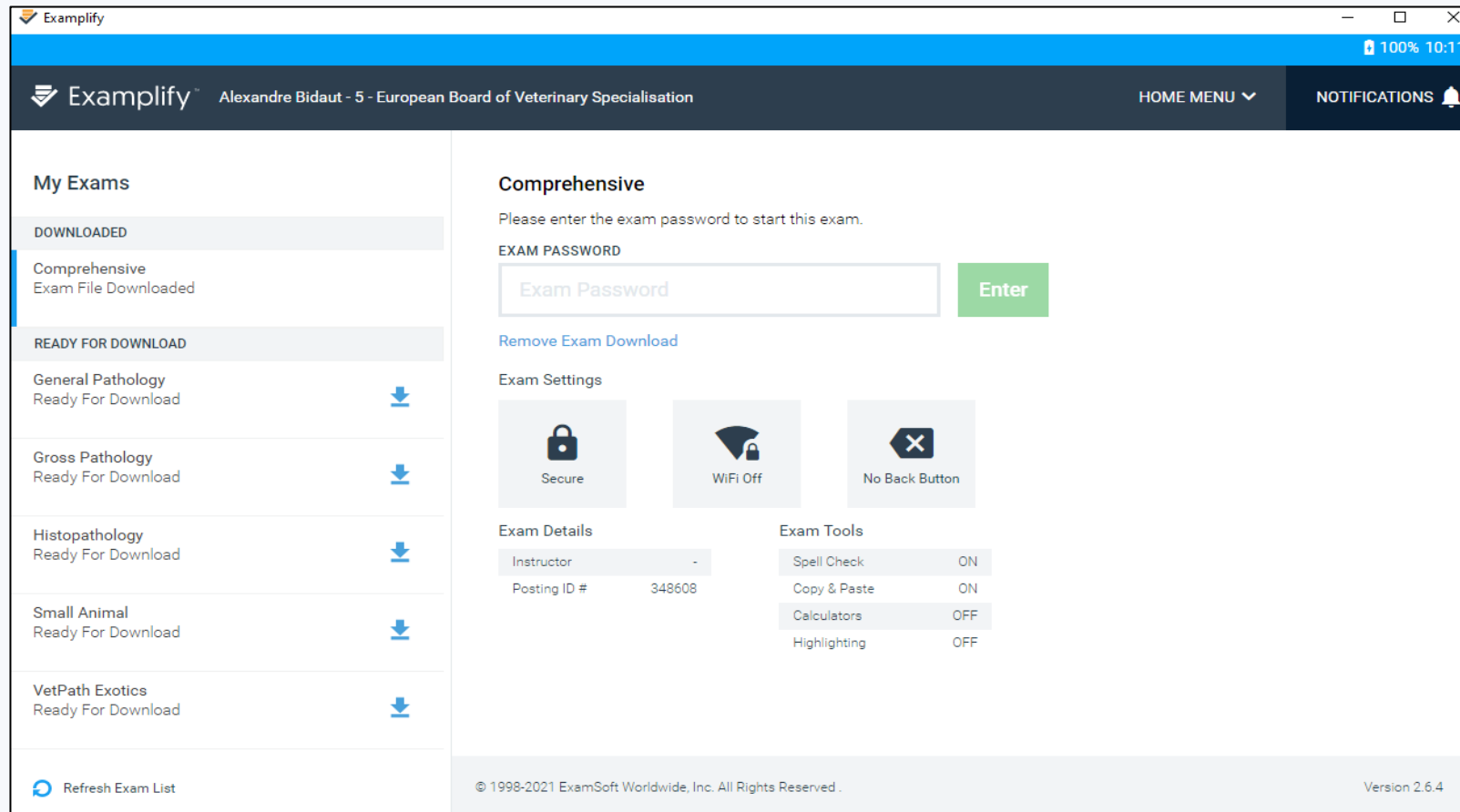
Download this exam file to prepare for your exam. Only download exams to the computer you will use to take the exam.

Download Exam

© 1998-2021 ExamSoft Worldwide, Inc. All Rights Reserved. Version 2.6.4

Exam Download

- Internet connexion required
- Click on Download Exam
- Updated Dashboard:



The screenshot displays the Examplify interface for Alexandre Bidaut, a member of the European Board of Veterinary Specialisation. The dashboard is divided into two main sections: 'My Exams' and 'Comprehensive'.

My Exams: This section lists various exam categories with their download status and a download icon (a blue arrow pointing down). The categories are:

- DOWNLOADED:** Comprehensive (Exam File Downloaded)
- READY FOR DOWNLOAD:** General Pathology, Gross Pathology, Histopathology, Small Animal, and VetPath Exotics.

Comprehensive: This section prompts the user to enter an exam password to start the exam. It includes a text input field labeled 'Exam Password' and a green 'Enter' button. Below the password field is a link to 'Remove Exam Download'.

Exam Settings: This section contains three toggle switches: 'Secure' (checked), 'WiFi Off' (checked), and 'No Back Button' (checked).

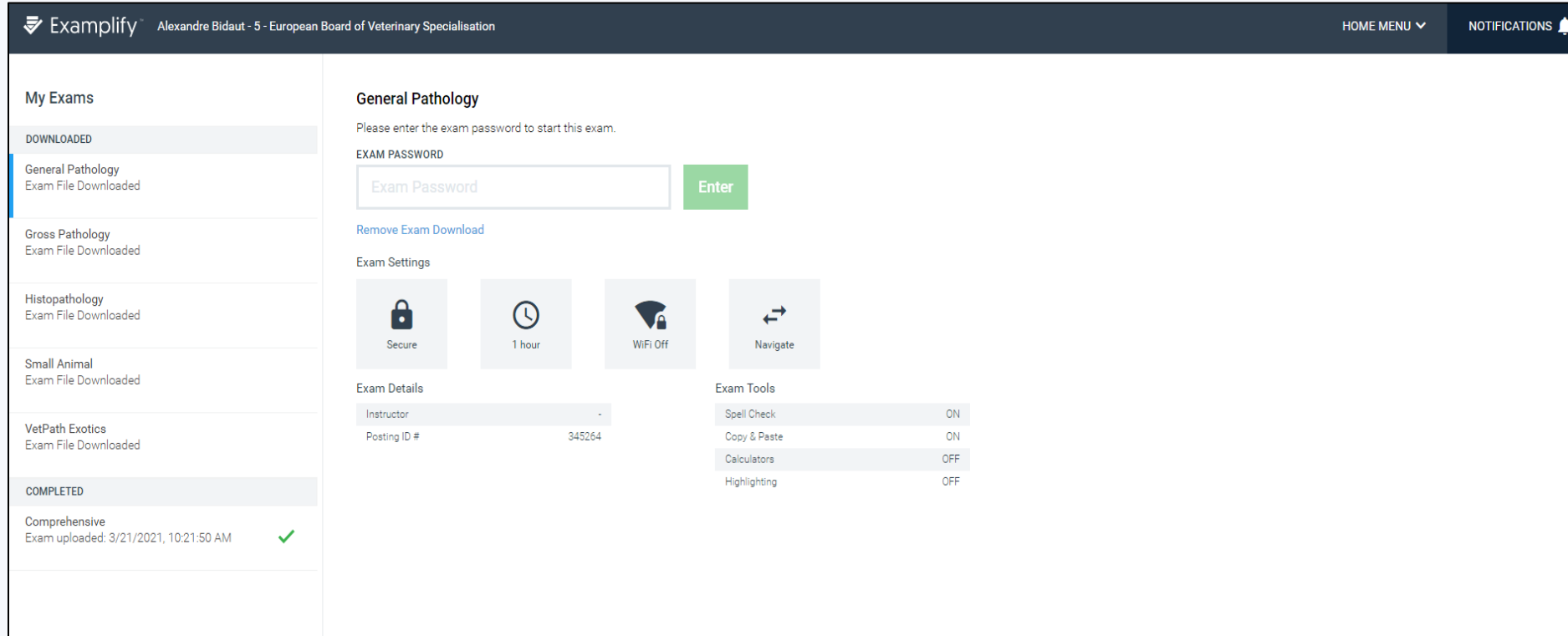
Exam Details: This section displays the instructor's name as '-' and the posting ID as '348608'.

Exam Tools: This section displays four toggle switches: 'Spell Check' (ON), 'Copy & Paste' (ON), 'Calculators' (OFF), and 'Highlighting' (OFF).

The footer of the dashboard includes the copyright notice '© 1998-2021 ExamSoft Worldwide, Inc. All Rights Reserved.' and the version number 'Version 2.6.4'.

Taking the Exam

- Enter the Password (this password is given by invigilators at the exam)

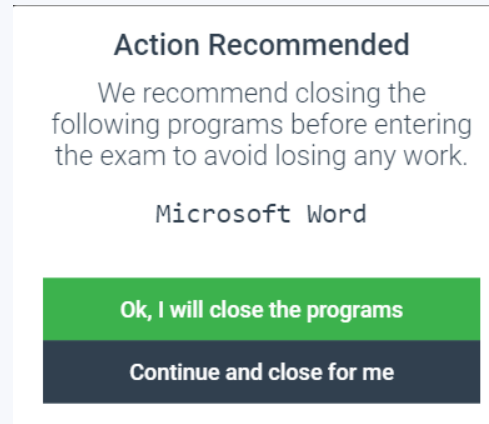


The screenshot shows the Examplify interface for Alexandre Bidaut - 5 - European Board of Veterinary Specialisation. The interface is divided into a left sidebar and a main content area. The sidebar has two sections: 'DOWNLOADED' and 'COMPLETED'. The 'DOWNLOADED' section lists several exams: General Pathology, Gross Pathology, Histopathology, Small Animal, and VetPath Exotics, each with the status 'Exam File Downloaded'. The 'COMPLETED' section shows a 'Comprehensive' exam uploaded on 3/21/2021 at 10:21:50 AM, marked with a green checkmark. The main content area is titled 'General Pathology' and prompts the user to 'Please enter the exam password to start this exam.' Below this is an 'EXAM PASSWORD' section with a text input field containing 'Exam Password' and a green 'Enter' button. A link for 'Remove Exam Download' is also present. The 'Exam Settings' section includes four toggleable options: 'Secure' (lock icon), '1 hour' (clock icon), 'WiFi Off' (WiFi icon with a slash), and 'Navigate' (arrows icon). The 'Exam Details' section shows 'Instructor' as '-' and 'Posting ID #' as '345264'. The 'Exam Tools' section lists 'Spell Check' (ON), 'Copy & Paste' (ON), 'Calculators' (OFF), and 'Highlighting' (OFF).

- When taking the exam, for security reasons, Examplify locks any access to computer applications and files

Launching Exemplify - Tips

- Before proceeding to take the Exam using Exemplify, Students shall close all applications. Otherwise, the following screen appears:



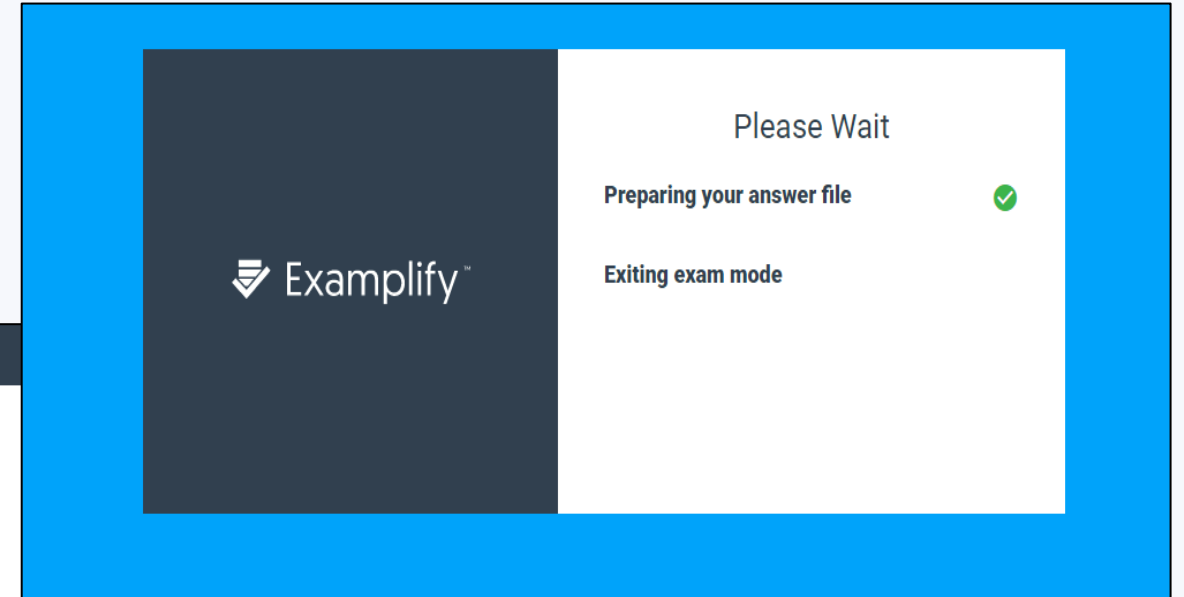
- Of note, when launching Exemplify:
 - System warns about antivirus deactivation. Continue without deactivating the antivirus.
 - System warns “Do not start the exam before being instructed”
 - Upon instruction, click “I am authorized to start exam”.

Taking the Exam

- Intuitive and self-explanatory
- MCQs: straightforward
- SAQs: Answer box works like a Word text editor. There is the possibility to include symbols, copy/paste text, find and replace, create numeric lists... No text limitation but be clear, concise and precise in your answers.
- The right panel is displayed by clicking on Toolkit :
 - Alarm: there is the possibility to set an alarm. When the alarm runs down, an orange signal appears.
 - Text size can be adjusted on the right panel.
- When at last question, the “Finish” button appears in the bottom right corner.
- System prompts: “Confirm you have finished”. At this point, there is still a way to return to your answers as you can go back to exam. When you are sure that you have completed the Exam, confirm you have finished.
- A window opens during preparation of the upload file. Upload is automatic.

Uploading a completed exam

Exam upload is automatic



Examplify Alexandre Bidaut - 5 - European Board of Veterinary Specialisation

My Exams

DOWNLOADED

- General Pathology
Exam File Downloaded
- Gross Pathology
Exam File Downloaded
- Histopathology
Exam File Downloaded
- Small Animal
Exam File Downloaded
- VetPath Exotics
Exam File Downloaded

COMPLETED

- Comprehensive
Exam uploaded: 3/21/2021, 10:21:50 AM ✓

General Pathology

Please enter the exam password to start this exam.

EXAM PASSWORD

[Remove Exam Download](#)

Exam Settings

- Secure
- 1 hour
- WiFi Off
- Navigate

Exam Details

Instructor	-
Posting ID #	345264

Exam Tools

Spell Check	ON
Copy & Paste	ON
Calculators	OFF
Highlighting	OFF

Minimum system requirements

Candidates should bring their own laptops to the exam and use this laptop for the set-up procedure.

Minimum System Requirements (MSRs):

Exemplify works with most modern computers, both Mac and Windows operating systems. Exemplify will not run on Chromebooks, Android, or Linux operating systems.

Exemplify does not support touchscreen input devices on Mac or Windows laptops.

We advise you take a mouse since we observed some touchpads were inactivated by Exemplify. To be tested upfront.

Recap Video

- <https://www.youtube.com/watch?v=PGywMBopeMM>

In practice for ECVP Exam candidates

- Information package will be made available on ECVP website.
- Brief to ECVP Exam candidates will be sent to all candidates once candidate list established (November).
- Webinar will be organized for all candidates.
- December: candidates invited to set-up their system:
 - Account activation
 - Test (using Exemplify. Test of features – Alarms, question flags, navigation...)
- Systematic feedback required (“yes it worked” or “no it has not worked”)
- Troubleshooting session if needed





ExamSoft for the ECVP Exam Brief to candidates

